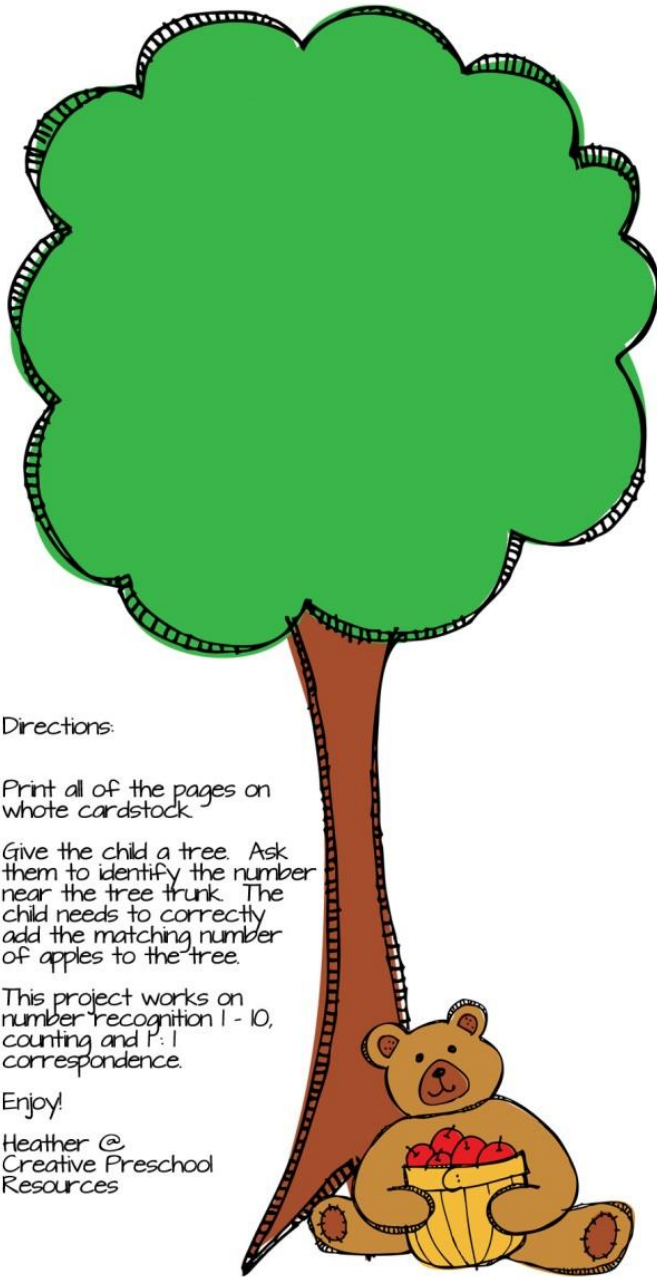


# 1, 2, 3, Count with me!



## Directions:


Print all of the pages on white cardstock.

Give the child a tree. Ask them to identify the number near the tree trunk. The child needs to correctly add the matching number of apples to the tree.


This project works on number recognition 1 - 10, counting and 1:1 correspondence.

Enjoy!

Heather ©  
Creative Preschool  
Resources




1, 2, 3, Count with me!




1

1, 2, 3, Count with me!




2


1, 2, 3, Count with me!




1, 2, 3, Count with me!




1, 2, 3, Count with me!



1, 2, 3, Count with me!




1, 2, 3, Count with me!




7

1, 2, 3, Count with me!



8

1, 2, 3, Count with me!



1, 2, 3, Count with me!

